
Instrument Information

Model Number	435-II
Serial Number	23653153
Firmware Revision	V05.00

Software Information

Power Log Version	5.2
FLUKE 430-II DLL Version	1.2.0.12

General Information

Recording location	Electrical room, 1st floor
Client	Your building's recording
Notes	Request to confirm if panel has sufficient capacity to add loads. After review of the recordings of a 1 week period I confirm that extra loads can be added.



Measurement Summary

Measurement topology	Split phase mode
Application mode	Logger
First recording	25/01/2017 12:19:36 PM 128msec
Last recording	01/02/2017 12:14:36 PM 128msec
Recording interval	0h 5m 0s 0msec
Nominal Voltage	230 V
Nominal Current	300 A
Nominal Frequency	60 Hz
File start time	25/01/2017 12:14:36 PM 128msec
File end time	01/02/2017 12:14:36 PM 128msec
Duration	7d 0h 0m 0s 0msec
Number of events	Normal: 0 Detailed: 0
Events downloaded	No
Number of screens	15
Screens downloaded	Yes
Power measurement method	Unified
Cable type	Copper
Harmonic scale	%H1
THD mode	THD 50
CosPhi / DPF mode	DPF

Scaling

Phase:	
Current Clamp type	i430TF
Clamp range	N/A
Nominal range	300 A
Sensitivity	x10 AC only
Current ratio	1:1
Voltage ratio	1:1
Neutral:	
Current Clamp type	i430TF
Clamp range	N/A
Nominal range	300 A
Sensitivity	x10 AC only
Current ratio	1:1
Voltage ratio	1:1

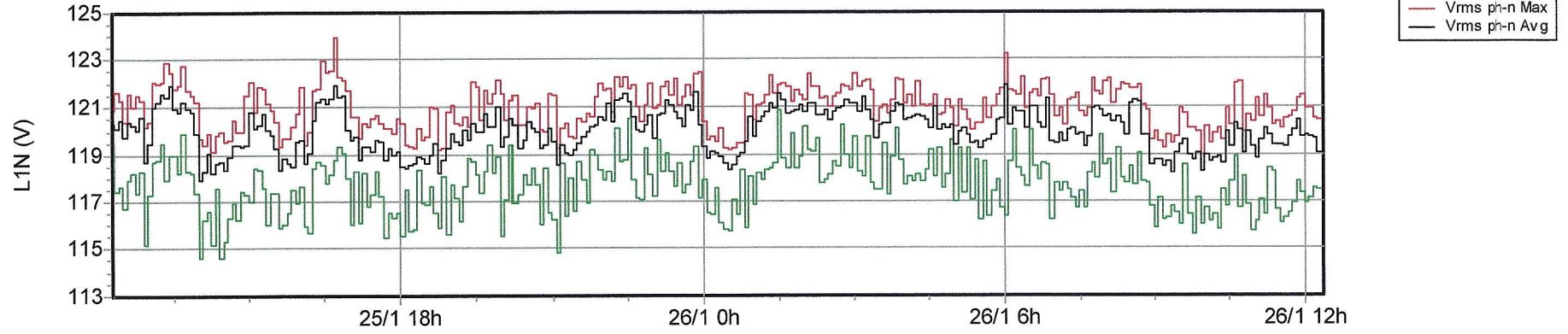
Recording Summary

RMS recordings	2016
DC recordings	0
Frequency recordings	2016
Unbalance recordings	0
Harmonic recordings	0
Power harmonic recordings	0
Power recordings	0
Power unbalance recordings	0
Energy recordings	0
Energy losses recordings	0
Flicker recordings	0
Mains signaling recordings	0

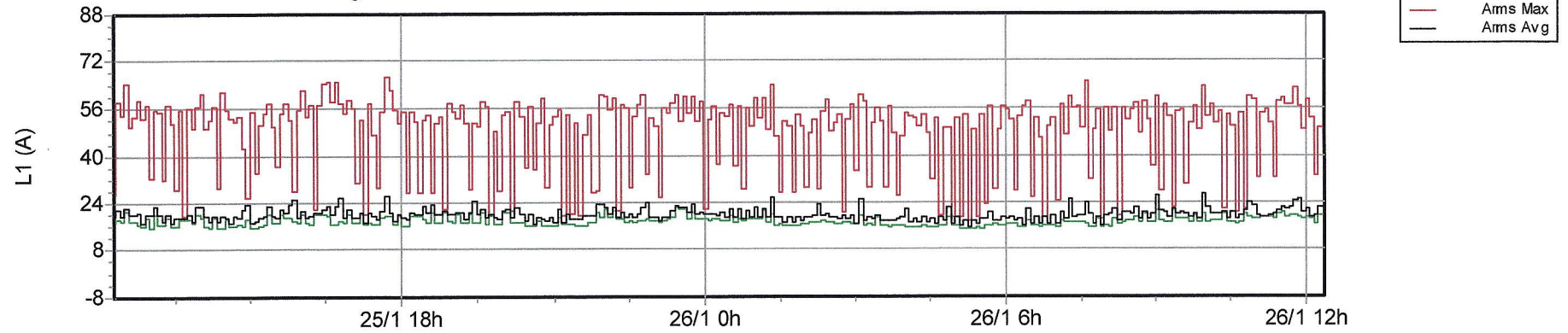
Events Summary

Dips	0
Swells	0
Transients	0
Interruptions	0
Voltage profiles	0
Rapid voltage changes	0
Screens	15
Waveforms	0
Intervals without measurements	0
Inrush current graphics	0
Wave events	0
RMS events	0

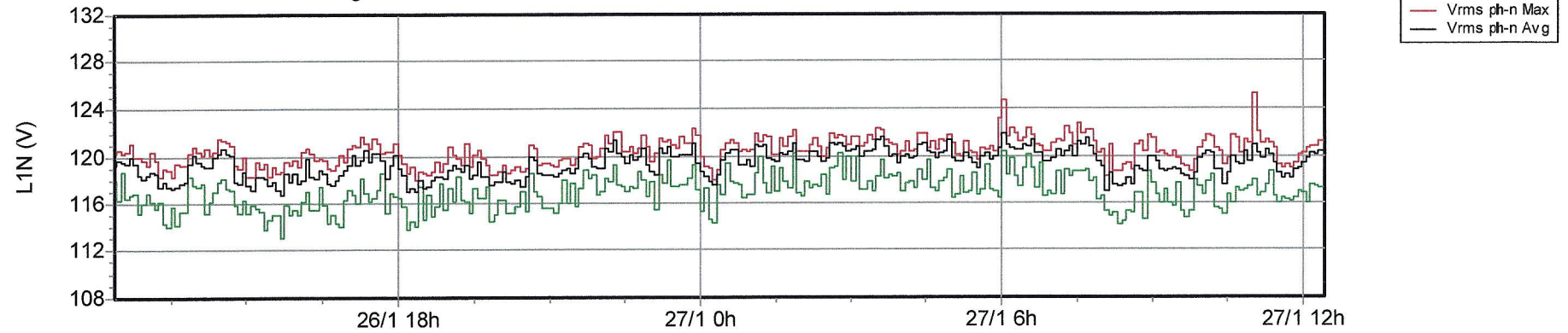
Voltage and Current. From 25/01/2017 12:19:36 PM To 26/01/2017 12:19:36 PM



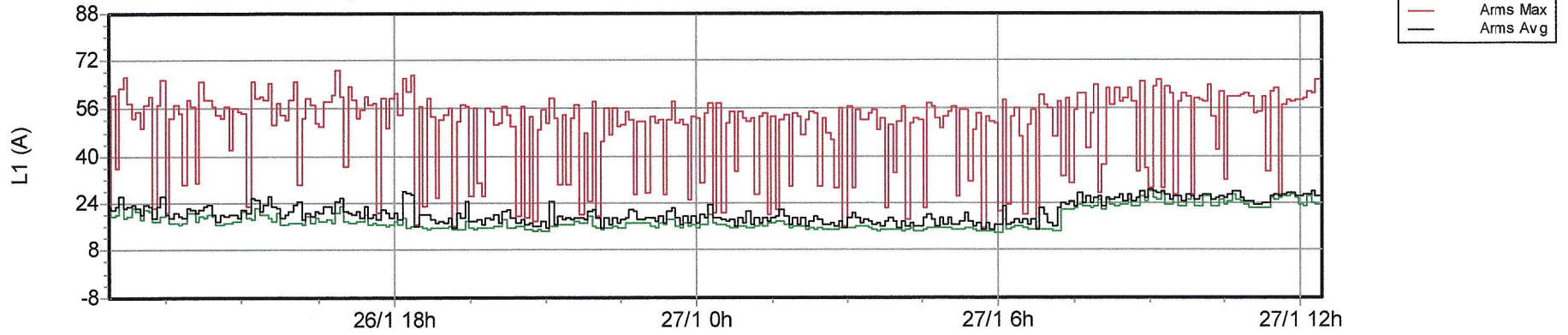
Voltage and Current. From 25/01/2017 12:19:36 PM To 26/01/2017 12:19:36 PM



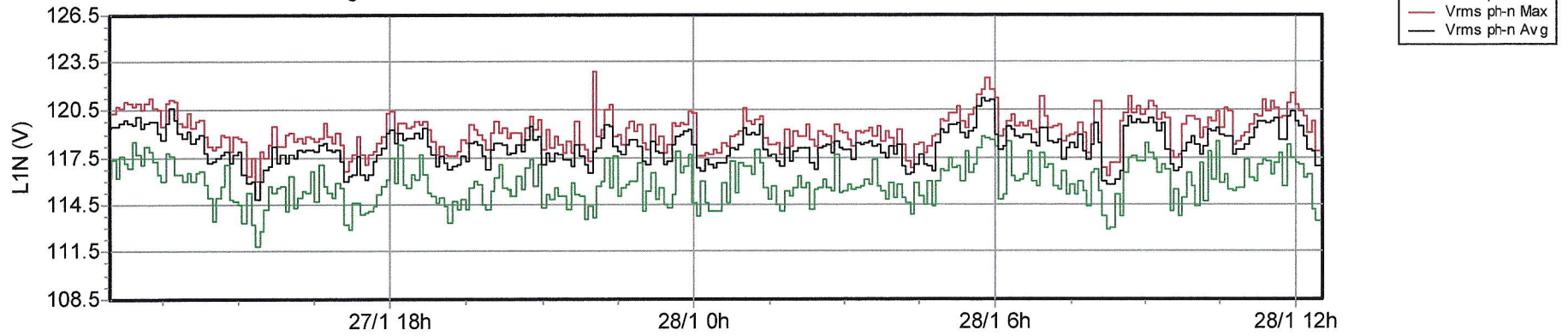
Voltage and Current. From 26/01/2017 12:24:36 PM To 27/01/2017 12:24:36 PM



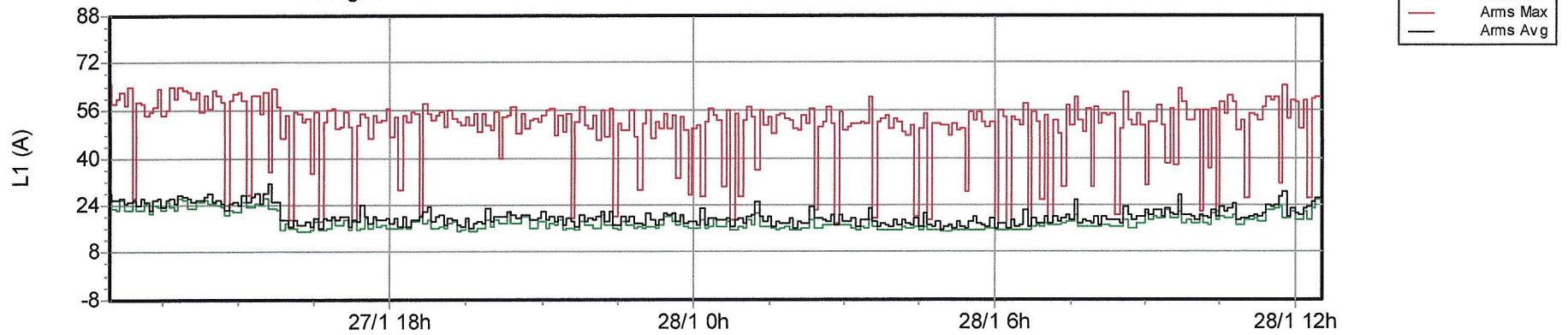
Voltage and Current. From 26/01/2017 12:24:36 PM To 27/01/2017 12:24:36 PM



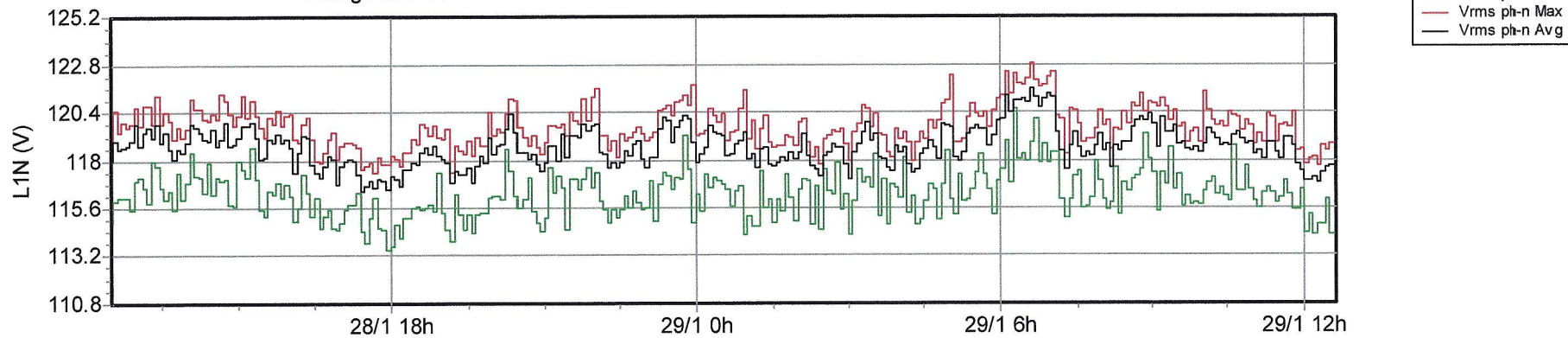
Voltage and Current. From 27/01/2017 12:29:36 PM To 28/01/2017 12:29:36 PM



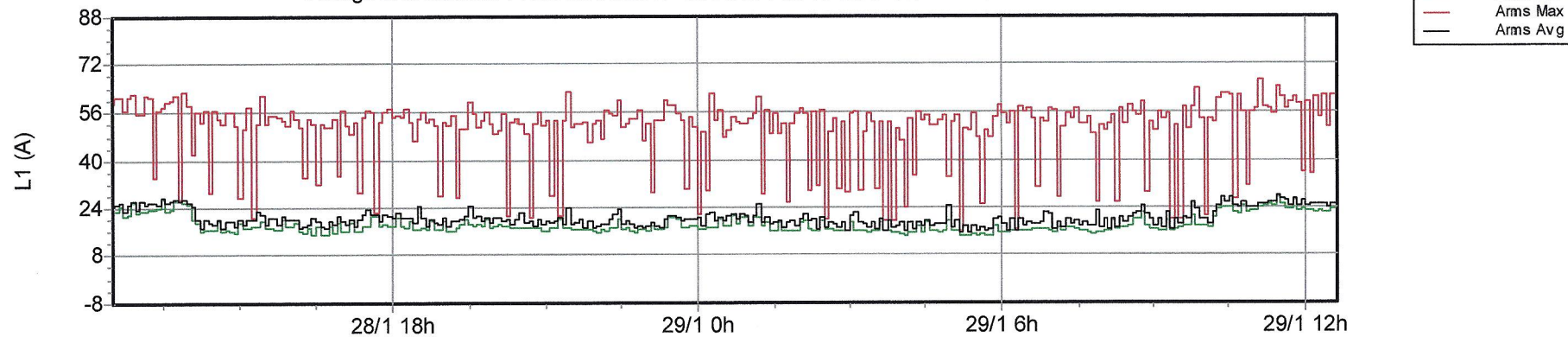
Voltage and Current. From 27/01/2017 12:29:36 PM To 28/01/2017 12:29:36 PM



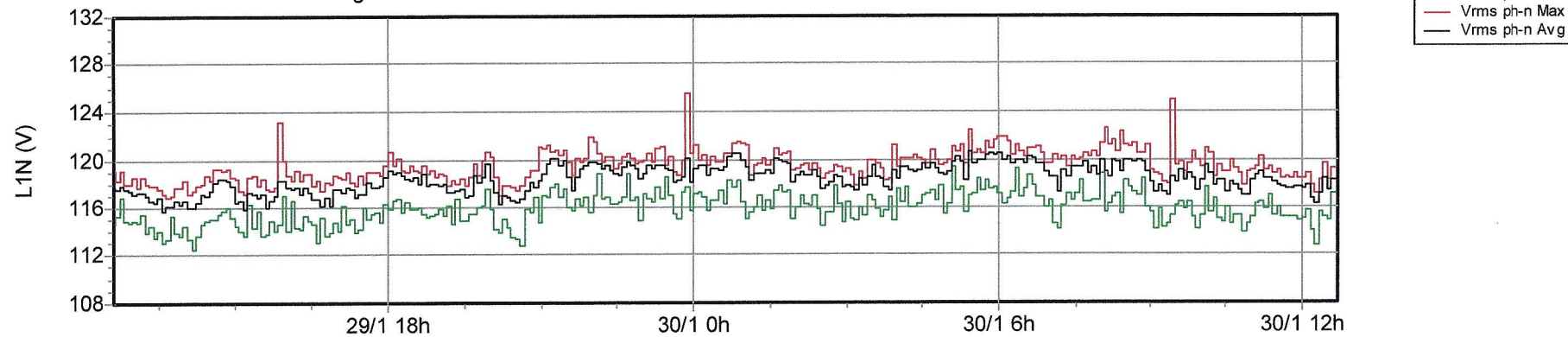
Voltage and Current. From 28/01/2017 12:34:36 PM To 29/01/2017 12:34:36 PM



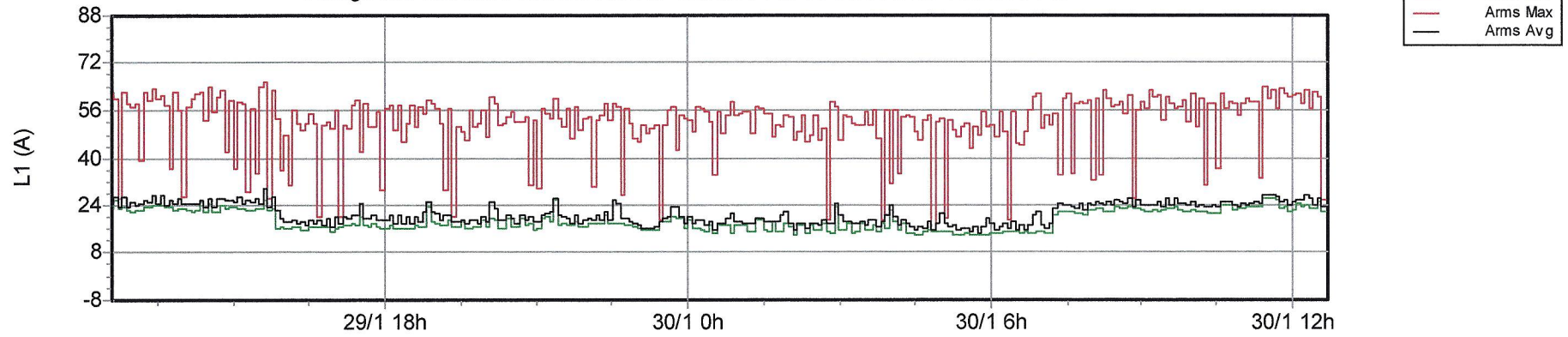
Voltage and Current. From 28/01/2017 12:34:36 PM To 29/01/2017 12:34:36 PM



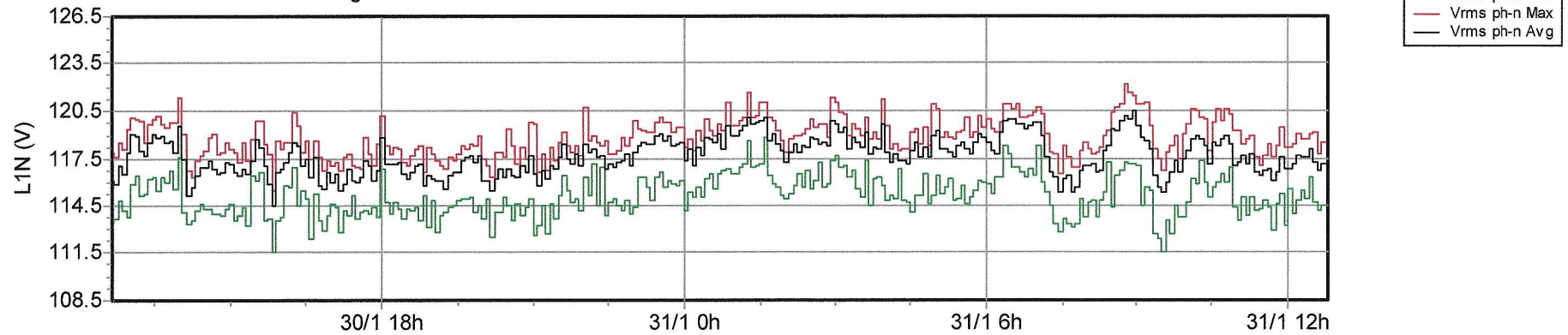
Voltage and Current. From 29/01/2017 12:39:36 PM To 30/01/2017 12:39:36 PM



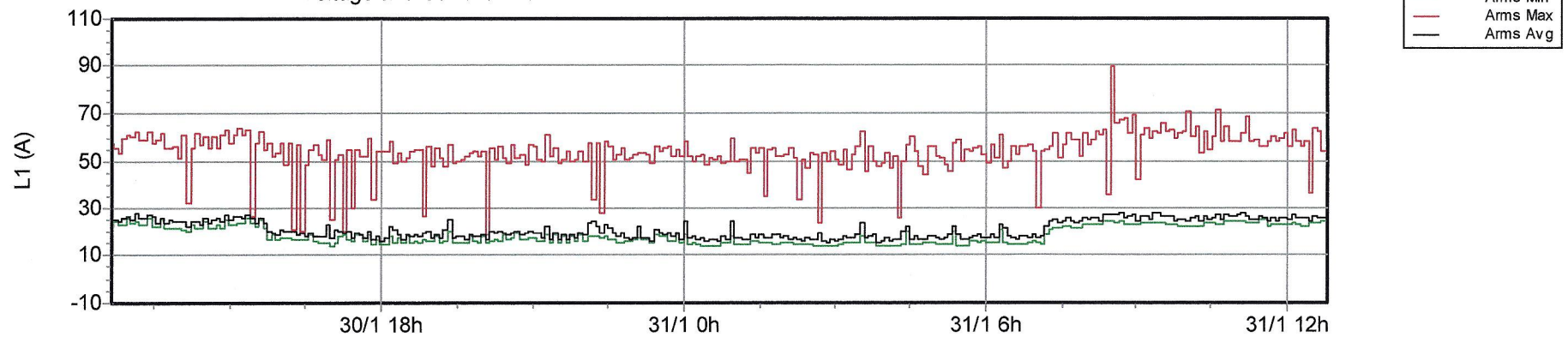
Voltage and Current. From 29/01/2017 12:39:36 PM To 30/01/2017 12:39:36 PM



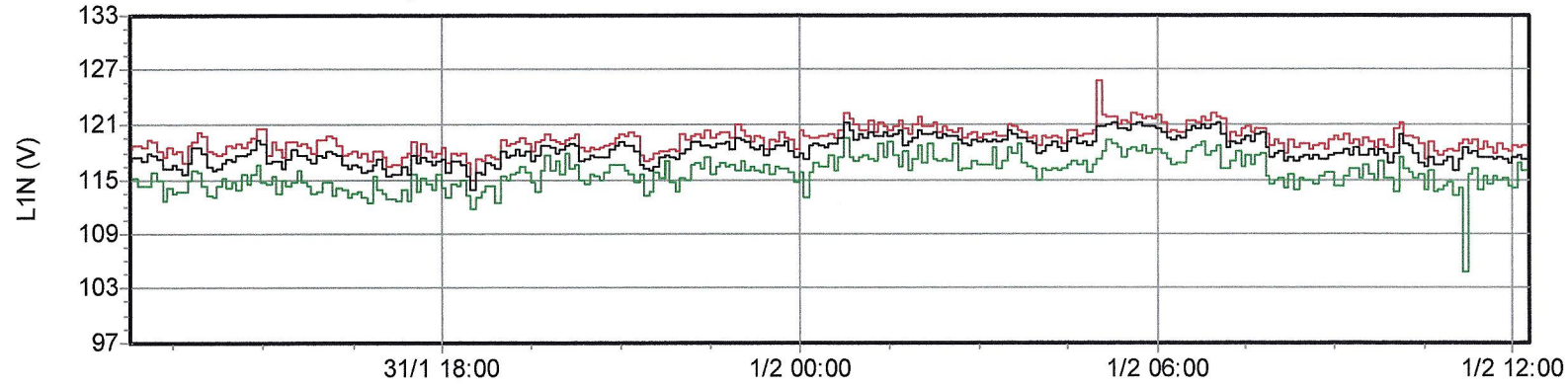
Voltage and Current. From 30/01/2017 12:44:36 PM To 31/01/2017 12:44:36 PM



Voltage and Current. From 30/01/2017 12:44:36 PM To 31/01/2017 12:44:36 PM

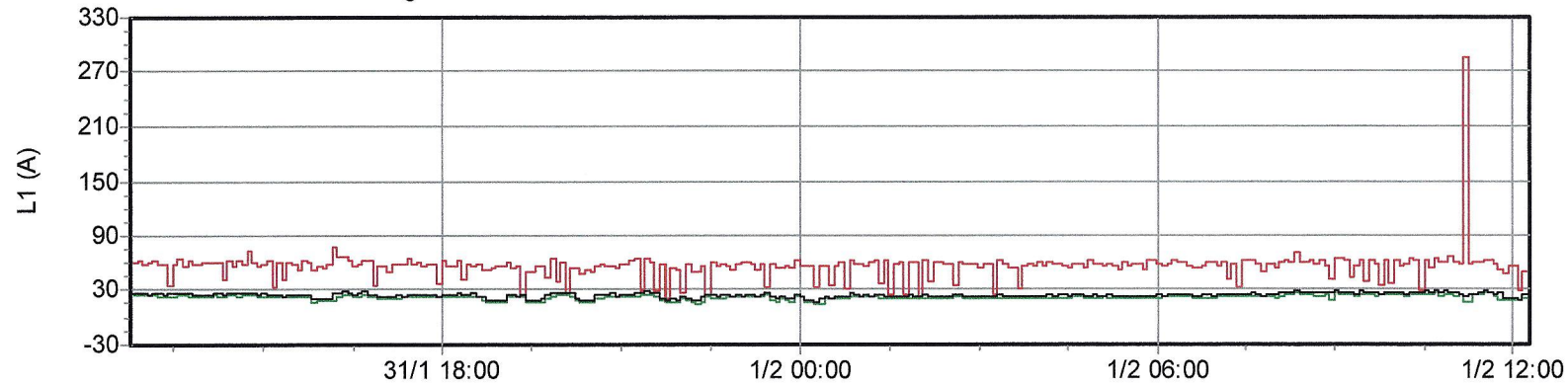


Voltage and Current. From 31/01/2017 12:49:36 PM To 01/02/2017 12:14:36 PM



— Vrms ph-n Min
— Vrms ph-n Max
— Vrms ph-n Avg

Voltage and Current. From 31/01/2017 12:49:36 PM To 01/02/2017 12:14:36 PM



— Arms Min
— Arms Max
— Arms Avg